

0.64 Connector Series



**DELPHI**



## Table of Contents

■ 2 way device unsealed .....	4
■ 2 way inline unsealed.....	5
■ 2 way inline sealed.....	7
■ 3 way device unsealed & sealed.....	8
■ 4 way device unsealed & sealed.....	9
■ 4 way inline unsealed.....	10
■ 5 way device unsealed .....	11
■ 6 way device unsealed & sealed.....	12
■ 6 way inline unsealed.....	13
■ 8 way device unsealed & sealed.....	14
■ 10 way device unsealed .....	15
■ 10 way inline & device unsealed .....	16
■ 12 way inline & device unsealed .....	17
■ 12 way device unsealed .....	18
■ 14 way device unsealed .....	19
■ 15 & 16 way device unsealed mixed.....	20
■ 18 way device unsealed .....	21
■ 18 way inline FPC/Cable unsealed.....	22
■ 20 way device unsealed .....	23
■ 21 way inline & 28 way device unsealed.....	24
■ 30 & 32 way device unsealed .....	25
■ 36 way inline & 40 way mixed device unsealed.....	26
■ 44 way mixed device Radio unsealed .....	27
■ 48 & 52 way device unsealed .....	28
■ 54 way device unsealed .....	29
■ 59 & 60 way device unsealed .....	30
■ 64 way device sealed .....	31
■ 96 (24 & 72 way) airbag device unsealed .....	32

We have made every effort to ensure that the information contained in this document is accurate; however, changes are often made to update our specifications, part numbers or introduce new product families. An application or sales engineer can help you determine which product best suits your application guidelines. Our global engineering, manufacturing network and distribution capabilities are available to help you select the most suitable product.

We recommend that you use this catalog as a guide only. For additional part numbers and specifications contact our sales account manager or call your regional support representative at the numbers listed on the back cover.

Specification subject to change without notice.



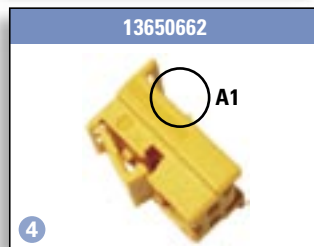
# 2 way device unsealed

Fig	Part number	Description	Color
1	13647374	2 way female MTS 0.64 form closure code A	black
2	13647379	2 way female MTS 0.64 form closure code E	green
3	13647376	2 way female MTS 0.64 form closure code B	natural
4	13647378	2 way female MTS 0.64 form closure code D	violet
5	13647380	2 way female MTS 0.64 form closure code F	brown
6	13648097	2 way insert carrier form closure	black
7	13648095	2 way female insert MTS 0.64 for fig 6	black



## 2 way inline unsealed

Fig	Part number	Description	Color
1	13650659	2 way female MTS 0.64 form closure code A	black
2	13650661	2 way female MTS 0.64 form closure code A1	black
	13647844	2 way male MTS 0.64 form closure code A	black
3	13650660	2 way female MTS 0.64 form closure code A	yellow
4	13650662	2 way female MTS 0.64 form closure code A1	yellow
5	13647843	2 way male MTS 0.64 form closure code A	yellow
6	13650663	2 way female MTS 0.64 form closure code C	blue
7	13647846	2 way male MTS 0.64 form closure code C	blue
8	13650664	2 way female MTS 0.64 form closure code C	orange
9	13647847	2 way male MTS 0.64 form closure code C	orange
10	13650665	2 way female MTS 0.64 form closure code D	violet




## 2 way inline unsealed

Fig	Part number	Description	Color
1	13649797	2 way female MTS 0.64 force closure code A	black
	in planning	2 way male MTS 0.64 force closure code A	black
2	13649799	2 way female MTS 0.64 force closure code B	natural
	13649949	2 way male MTS 0.64 force closure code B	natural
4	13649800	2 way female MTS 0.64 force closure code C	blue
	13649950	2 way male MTS 0.64 force closure code C	blue
6	in planning	2 way female MTS 0.64 force closure code C	orange
	13649951	2 way male MTS 0.64 force closure code C	orange
7	13649801	2 way female MTS 0.64 force closure code D	violet
	in planning	2 way male MTS 0.64 force closure code D	violet



## 2 way inline sealed

Fig	Part number	Description	Color
1	13623700	2 way female MTS 0.64 sealed code A	black
2	13650535	2 way male MTS 0.64 sealed code A	black
3	13623702	2 way female MTS 0.64 sealed code A	black
4	13623703	2 way female MTS 0.64 sealed code B	natural
5	13623704	2 way female MTS 0.64 sealed code B	natural
6	13623705	2 way female MTS 0.64 sealed code C	blue
7	13650541	2 way male MTS 0.64 sealed code C	blue



## 3 way device unsealed & sealed

Fig	Part number	Description	Color
1	13654946	3 way female MTS 0.64 form closure code A	black
2	13654864	3 way female MTS 0.64 form closure code B	natural
3	13654865	3 way female MTS 0.64 form closure code C	blue
4	13654608	3 way female MTS 0.64 form closure code A	black
5	13654609	3 way female MTS 0.64 form closure code B	natural
6	13654612	3 way female MTS 0.64 form closure code E	green
7	13654613	3 way female MTS 0.64 form closure code F	brown
8	13623681	3 way female MTS 0.64 form closure code A	black
9	13623684	3 way female MTS 0.64 form closure code B	natural
10	13623683	3 way female MTS 0.64 form closure code B	yellow
11	13623687	3 way female MTS 0.64 form closure code D	violet
12	13623745	3 way female MTS 0.64 sealed code A	black
13	13623746	3 way female MTS 0.64 sealed code B	natural



## 4 way device unsealed & sealed

Fig	Part number	Description	Color
1	15342528	4 way female MTS 0.64 force closure *	black
2	13623673	4 way female MTS 0.64 force closure code A	black
3	13623674	4 way female MTS 0.64 force closure code B	natural
4	13623676	4 way female MTS 0.64 force closure code D	violet
5	13655424	4 way female MTS 0.64 sealed code A	black
6	13655425	4 way female MTS 0.64 sealed code A	black



\* Page shows customized parts. For more information please contact your regional support representative.

## 4 way inline unsealed

Fig	Part number	Description	Color
1	15439868	4 way female MTS 0.64 code D	black
2	15344963	4 way male MTS 0.64 code D	black
	15439869	4 way female MTS 0.64 code E	gray
	15345051	4 way male MTS 0.64 code E	gray
	15439870	4 way female MTS 0.64 code F	blue
	15345052	4 way male MTS 0.64 code F	blue
3	13654871	4 way female MTS 0.64 form closure code A	black
4	13654867	4 way male MTS 0.64 form closure code A	black
	in planning	4 way female MTS 0.64 form closure code A	yellow
5	13654868	4 way male MTS 0.64 form closure code A	yellow
6	13654872	4 way female MTS 0.64 form closure code B	natural
7	13654869	4 way male MTS 0.64 form closure code B	natural
8	13654873	4 way female MTS 0.64 form closure code C	blue



## 5 way device unsealed


Fig	Part number	Description	Color
1	13659190	2 (5) way insert carrier SLK 2.8 * (max 2.5mm <sup>2</sup> ) for fig 2	violet
2	13659198	3 way female MTS 0.64 insert for fig 1, 3, 4, 5	black
3	13659193	2 (5) way insert carrier SLK 2.8 * (max 2.5mm <sup>2</sup> ) for fig 2	nature
4	13643521	2 (5) way insert carrier SLK 2.8 * (max 4.0mm <sup>2</sup> ) for fig 5	yellow
5	13643529	3 way female MTS 0.64 insert for fig 4	black



\* Terminals available from manufacturer. Contact your regional support representative at the listed numbers.

## 6 way device unsealed & sealed

Fig	Part number	Description	Color
1	13623722	6 way female MTS 0.64 force closure code A	black
2	13623723	6 way female MTS 0.64 force closure code B	natural
3	13660117	6 way mixed female 4xMTS 0.64 & 2xSLK 2.8	yellow
4	15342604	6 way female insert MTS 0.64 for fig 8 *	black
5	15342605	6 way insert carrier MTS 0.64 for fig 7 *	gray
6	13623971	6 way female MTS 0.64 sealed code A	black
7	13623972	6 way female MTS 0.64 sealed code B	natural
8	13623973	6 way female MTS 0.64 sealed code C	blue
9	13623976	6 way female MTS 0.64 sealed code Z	green



\* Page shows customized parts. For more information please contact your regional support representative.


## 6 way inline unsealed

Fig	Part number	Description	Color
1	13623994	6 way female MTS 0.64 form closure code A	black
2	13660295	6 way male MTS 0.64 form closure code A with clip slot	black
3	13660294	6 way male MTS 0.64 form closure code A	black
4	13623995	6 way female MTS 0.64 form closure code B	natural



## 8 way device unsealed & sealed

Fig	Part number	Description	Color
1	13660274	8 way female insert MTS 0.64 for fig 2, 3, 4, 5	black
2	13660270	8 way insert carrier for fig 1 form closure code A	black
3	13660271	8 way insert carrier for fig 1 form closure code B	natural
4	13660272	8 way insert carrier for fig 1 form closure code C	blue
5	13660273	8 way insert carrier for fig 1 form closure code D	violet
6	13660312	8 way female MTS 0.64 sealed code A	black



# 10 way device unsealed

Fig	Part number	Description	Color
1	13687735	10 way female insert MTS 0.64 for fig 2, 3, 4, 5, 6, 7, 8	black
2	13669782	10 way insert carrier for fig 1 form closure code A	black
3	13669781	10 way insert carrier for fig 1 form closure code B	natural
4	13669780	10 way insert carrier for fig 1 form closure code C	blue
5	13669778	10 way insert carrier for fig 1 form closure code D	violet
6	13669776	10 way insert carrier for fig 1 form closure code E	green
7	13669966	10 way insert carrier for fig 1 form closure code A	black
8	13669959	10 way insert carrier for fig 1 form closure code B	natural



# 10 way inline & device unsealed

Fig	Part number	Description	Color
1	13687735	10 way female insert MTS 0.64 for fig 2, 4	black
2	13687733	10 way insert carrier for fig 1 form closure code A	black
3	13687745	10 way male MTS 0.64 form closure code A	black
	In planning	10 way insert carrier for fig 1 form closure code B	natural
4	13687734	10 way insert carrier for fig 1 form closure code C	blue
5	13687746	10 way male MTS 0.64 form closure code C	blue
6	13660274	8 way female insert MTS 0.64 for fig 7	black
7	Customized	2 (10) way insert carrier SLK 2.8 * for fig 6 form closure	blue



\* Terminals available from manufacturer. Contact your regional support representative at the listed numbers.

## 12 way inline & device unsealed


Fig	Part number	Description	Color
1	15439703	12 way female insert MTS 0.64 for fig 2 *	black
2	15439705	12 way insert carrier for fig 1 *	black
3	15439709	12 way male MTS 0.64 *	black
4	15439711	Secondary terminal lock for 12 way male fig 3 *	violet
5	13690569	12 way female insert MTS 0.64 for fig 6, 7, 8	black
6	13690574	12 way lever insert carrier for fig 5 code A	black
7	13690575	12 way lever insert carrier for fig 5 code B	natural
8	13690576	12 way lever insert carrier for fig 5 code C	blue



\* Page shows customized parts. For more information please contact your regional support representative.

# 12 way device unsealed

Fig	Part number	Description	Color
1	13553120	12 way female insert MTS 0.64 for fig 2	black
2	13553122	12 way lever insert carrier for fig 1 code A	black
3	13553386	12 way female insert MTS 0.64 for fig 4	gray
4	13553388	12 way lever insert carrier for fig 3 code B	black
5	13544368	12 way female insert MTS 0.64 for fig 6, 7	black
6	13544367	12 way insert carrier MTS 0.64 for fig 5 code I	white
7	13544362	12 way insert carrier MTS 0.64 for fig 5 code II	black



# 14 way device unsealed

Fig	Part number	Description	Color
1	13711888	14 way female insert MTS 0.64 for fig 2, 3, 4, 5	black
2	13698028	14 way lever insert carrier for fig 1 code A	black
3	13698029	14 way lever insert carrier for fig 1 code B	natural
4	13698030	14 way lever insert carrier for fig 1 code C	blue
5	13698031	14 way lever insert carrier for fig 1 code D	violet
6	13530002	14 way female insert MTS 0.64 for fig 7	black
7	13530000	14 way insert carrier for fig 6	black
8	15414215	14 way header for assembly fig 6, 7	black



## 15 & 16 way device unsealed mixed

Fig	Part number	Description	Color
1	15345210	15 (9 & 6) way female insert MTS & DS 2.8	black
2	15344929	15 way insert carrier for fig 1 *	black
3	15317832	Optional connector position assurance for fig 2	gray
4	13691331	16 (12 & 4) way female insert MTS & SLK 2.8 * code A	black
5	13691458	16 way lever insert carrier for fig 4	black




\* Terminals available from manufacturer. Contact your regional support representative at the listed numbers.

\* Page shows customized parts. For more information please contact your regional support representative.

# 18 way device unsealed

Fig	Part number	Description	Color
1	13623710	18 way female insert MTS 0.64 for fig 2, 3, 4, 5, 6, 7	black
2	13623717	18 way lever insert carrier VI for fig 1 code A	black
3	13623718	18 way lever insert carrier VI for fig 1 code B	natural
4	13623719	18 way lever insert carrier VI for fig 1 code C	blue
5	13658962	18 way lever insert carrier VII for fig 1 code C	blue
6	13658963	18 way lever insert carrier VII for fig 1 code E	green
7	13658965	18 way lever insert carrier VII for fig 1 code F	brown



# 18 way inline FPC/Cable - Cable unsealed


Fig	Part number	Description	Color
1	15345477	18 way female connector MTS-FPC *	black
2	15345478	18 way female connector MTS-Cable *	black
3	15345481	Secondary lock and snap for 16 way female fig 1, 2 *	gray
4	15345479	18 way male connector MTS-Cable version 1 *	black
5	15345480	18 way male connector MTS-Cable version 2 *	black
6	15345482	Secondary lock for 18 way male versions fig 4, 5 *	gray
7	15344913	18 way female connector MTS-FPC *	black
8	15344185	Connector frame for male modules MTS-Cable *	black
9	15345017	6 way male connector module MTS-Cable *	black
10	15344186	4 way male connector module MTS-Cable *	yellow
11	15344187	4 way male connector module MTS-Cable *	blue
12	15344188	4 way male connector module MTS-Cable *	green



\* Page shows customized parts. For more information please contact your regional support representative


## 20 way device unsealed

Fig	Part number	Description	Color
1	13690770	20 way female insert MTS 0.64 for fig 2, 3, 4, 5	black
2	13690780	20 way lever insert carrier VI for fig 1 code A	black
3	13690781	20 way lever insert carrier VI for fig 1 code B	nature
4	13690782	20 way lever insert carrier VII for fig 1 code A	cognac
5	13690783	20 way lever insert carrier VII for fig 1 code B	nature



## 21 way inline & 28 way device unsealed

Fig	Part number	Description	Color
1	15396772	7 way female insert MTS 0.64 for fig 3 *	black
2	15396773	14 way female insert MTS 0.64 for fig 3 *	black
3	15396771	21 way insert carrier for fig 1, 2 *	black
4	15396778	12 way male MTS 0.64 *	black
5	15396780	Secondary terminal lock for 12 way male fig 4 *	violet
6	13691072	28 way female insert MTS 0.64 for fig 7, 8, 9	black
7	13691076	28 way lever insert carrier for fig 6 code A	black
8	13691077	28 way lever insert carrier for fig 6 code B	nature
9	13691078	28 way lever insert carrier for fig 6 code C	blue



\* Page shows customized parts. For more information please contact your regional support representative.

## 30 & 32 way device unsealed

Fig	Part number	Description	Color
1	13692619	30 way female insert MTS 0.64 for fig 2	black
2	13692621	30 way insert carrier assembly for fig 1	black
3	13692617	Insert and carrier lock for fig 2	black
4	13665316	32 way female insert MTS 0.64 for fig 5, 6	black
5	13665294	32 way lever insert carrier for fig 4 code A	black
6	13665312	32 way lever insert carrier for fig 4 code B	nature



## 36 way inline & 40 way mixed device unsealed

Fig	Part number	Description	Color
1	15414225	36 way lever insert carrier MTS 0.64 for fig 2	gray
2	15414258	36 way female insert MTS 0.64 for fig 1	gray
3	15482348	36 way male MTS 0.64	gray
4	15414220	Secondary terminal lock for 36 way male fig 3	blue
5	15414223	Optional 36 way male header	gray
6	15427060	40 (36 & 4) way female MTS & DSQ 2.8 modul *	black
7	15427061	Secondary terminal lock for 40 way male fig 6 *	gray



\* Page shows customized parts. For more information please contact your regional support representative.

# 44 way mixed device Radio unsealed

Fig	Part number	Description	Color
1	13544347	8 (44) way connector body SLK 2.8 * for RADIO	black
2	13544359	Secondary terminal lock for conn. Body fig1 and 8 way fig 3	violet
3	13544356	8 way connector insert SLK 2.8 * for fig 1	brown
4	13544368	12 way female insert MTS 0.64 for fig 5, 6	black
5	13544367	12 way insert carrier MTS 0.64 for fig 4 code I	white
6	13544362	12 way insert carrier MTS 0.64 for fig 4 code II	black
7	15446640	Optical insert code A	black
8	15457854	Optical insert code B	gray



\* Terminals available from manufacturer. Contact your regional support representative at the listed numbers.

## 48 & 52 way device unsealed

Fig	Part number	Description	Color
1	13695843	48 (40 & 8) way female insert MTS 0.64 & SLK 2.8 for fig 2	black
2	13695845	48 (40 & 8) way insert carrier assembly for fig 1	black
3	13692617	Insert and carrier lock for fig 2	black
4	13694681	26 way female insert MTS 0.64 for fig 6	black
5	13694679	26 way female insert MTS 0.64 for fig 6	gray
	In planning	52 way lever insert carrier VI for fig 4, 5 code A	black
6	13694683	52 way lever insert carrier VI for fig 4, 5 code A	cognac



# 54 way device unsealed

Fig	Part number	Description	Color
1	13694672	18 way female insert MTS 0.64 for fig 3	black
2	13694671	36 way female insert MTS 0.64 for fig 3	black
3	13694676	54 way lever insert carrier MTS 0.64 for fig 1, 2	black



## 59 & 60 way device unsealed

Fig	Part number	Description	Color
1	15427063	59 way female MTS 0.64 modul *	black
2	15427064	Secondary terminal lock for 59 way male fig 1 *	gray
3	15414211	60 way lever insert carrier MTS 0.64 for fig 4	gray
4	15414209	60 way female insert MTS 0.64 for fig 3	gray
5	15414208	Optional 60 way male header	gray



\* Page shows customized parts. For more information please contact your regional support representative.

# 64 way device sealed

Fig	Part number	Description	Color
1	15470718	64 way female MTS 0.64 version 40 way	black
2	15426826	Secondary terminal lock for 64 way fig 1	red
3	15426828	Cover for 64 way fig 1	black
	15470935	64 way female MTS 0.64 version 64 way	black
4	15498758	Optional conduit ØAD19mm cover for 64 way fig 1	black

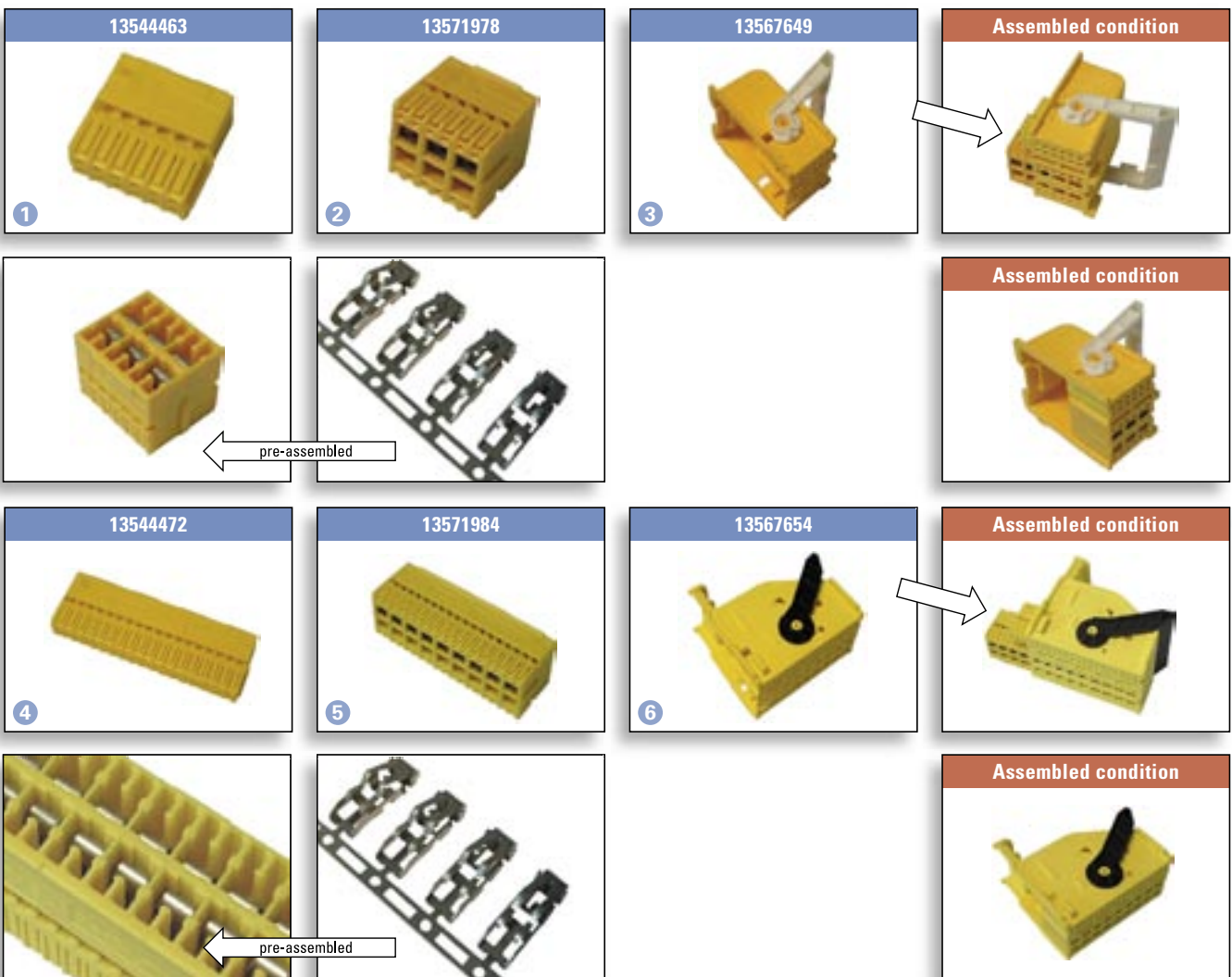



For all offered versions ask for Taxi Drawing 15470717

The technical drawing includes a pinout table with columns for Pin No., Pin Name, and Pin Description. It also features various views of the connector, including a top view showing the 64 pins and a side view showing the housing dimensions.

## 96 (24 & 72 way) airbag device unsealed

Fig	Part number	Description	Color
1	13544463	12 way female insert MTS 0.64 for fig 3	yellow
2	13571978	12 way female insert MTS 0.64 with short circuit bridge for fig 3	yellow
3	13567649	24 way lever insert carrier MTS 0.64 code B for fig 1, 2	yellow
4	13544472	36 way female insert MTS 0.64 for fig 6, 7, 8, 9, 10	yellow
5	13571984	36 way female insert MTS 0.64 with shorting circuit bride for fig 6, 7, 8, 9, 10	yellow
6	13567654	72 way lever insert carrier MTS 0.64 code A for fig 4, 5	yellow
	13567655	72 way lever insert carrier MTS 0.64 code B for fig 4, 5	yellow
	13586221	72 way lever insert carrier MTS 0.64 code C for fig 4, 5	yellow
	13567656	72 way lever insert carrier MTS 0.64 code D for fig 4, 5	yellow
	13581351	72 way lever insert carrier MTS 0.64 code E for fig 4, 5	yellow






Delphi has decades of connector  
expertise. We've developed many  
industry firsts. We design components  
to help improve overall product  
performance. And we're synonymous  
with quality and service.

We're a border-jumping, globe-spanning,  
paradigm-setting team that's brimming  
with the expertise and enthusiasm  
to exceed your every expectation.

Your next project deserves everything

Delphi can offer.



# DELPHI

## **North America Regional Operations**

1265 North River Road  
Warren, OH 44483  
USA  
Tel: [1] 330.373.7614  
Fax: [1] 928.832.4511

## **Asia Pacific Regional Operations**

60 Yuanguo Road, Anting, Jiading  
Shanghai 201814  
China  
Tel: [86] 21.5956.3300  
Fax: [86] 21.6957.3797

## **Europe Regional Operations**

Delphiplatz 1  
42119 Wuppertal  
Germany  
Tel: [49] 202.291.0  
Fax: [49] 202.291.2777

## **South America Regional Operations**

Rod. Dos Tamoidos, KM 21, 8  
Jambeiro, Sao Paulo 12270-000  
Brazil  
Tel: [55] 12.3978.2151  
Fax: [55] 12.3978.2077

[delphi.com/connect](http://delphi.com/connect)

